

HRSC Webmaster's Report for March 27, 2018 to April 24, 2018

SUMMARY

Sperry request for pages on our website

- I have been following up with the Sperry board via Keith Hughes to provide them comments and suggestions on their website, and have provided another static page for them.

Other

- Apart from the above, there was no unusual activity during this reporting period.

WEBMASTER ACTIVITY

Sperry request for pages on our website

- I provided the Sperry retiree club with a placeholder home page and a few single pages linked from it during the last reporting period. They seem unlikely to do much more, apart from addressing the open question of how they should show upcoming events. Given that they currently want to keep their website as separate as possible from the HRSC website, to what extent should they link to the HRSC event schedule, which is mostly Sperry events anyway, and to what extent they should they duplicate the HRSC event schedule and have their own event schedule? I have been giving them comments and suggestions on this.

Updates and Changes to Website Pages since last Report

- Made topical updates to pink splash section of the Home Page—added more urgency to the call for volunteers, added an entry for the Alaska cruise-tour, added some links to recent photos.
- Made routine additions to the Archives page for board minutes, treasurer's reports, online Bridges, and 2014- photo gallery.
- Made updates to upcoming event information and added past event photos and reports where available.
- Created and posted the April online Bridge.

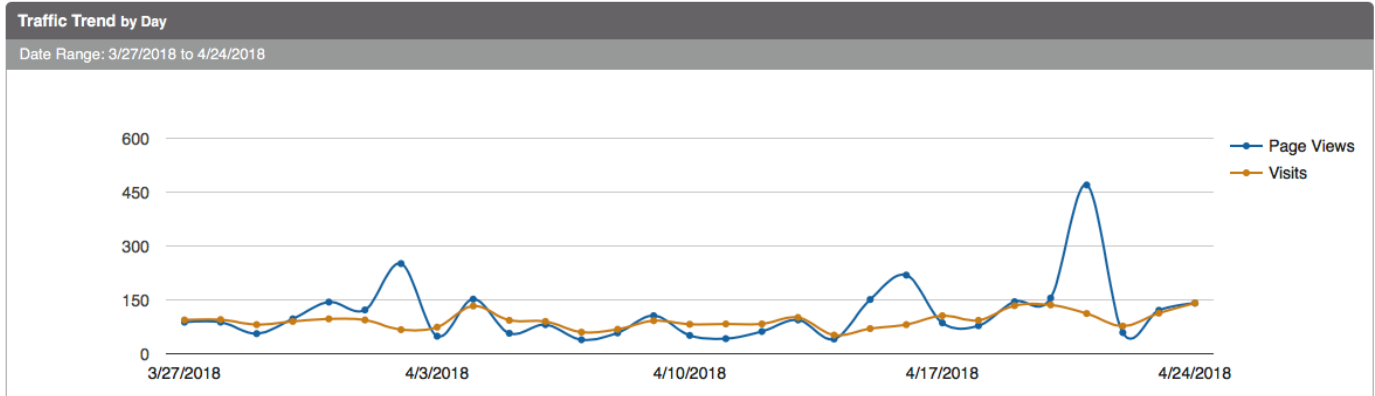
Email, Hotline and Website Administration

- Made routine mailing list updates and eBridge distribution for April, and other email transmissions. (The April email Bridge distribution was late, and this was mainly my fault—I failed to notice that I had been blind-copied on the Bridge sent to Honeywell for printing during the time that many emails accumulated for me as I travelled down to Australia to visit my mother and brother. I flagged it, however, and found it when I reviewed flagged messages several days later.)
- Handled routine Hotline emails about retiree deaths, address changes, membership renewal not working, incorrect information in member database, requests for links to be added to our website, etc.
- Performed a routine check of the entire website for dead links. As previously noted, there are still quite a few dead links in older Archives items, but mainly restricted to missing images for online Bridges in the Archives older than November 2014. Ted Rees has some old photos which might include some of these, and I hope to get them from him later this week.

HRSC Webmaster's Report for March 27, 2018 to April 24, 2018

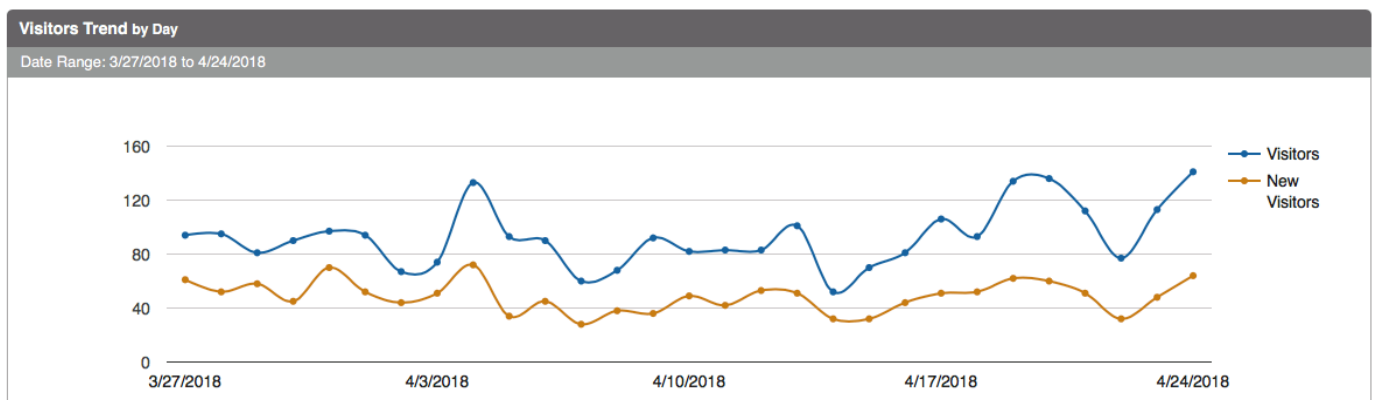
WEBSITE STATISTICS

Site traffic report for March 27, 2018 to April 24, 2018:



The three peaks were due to our old friend OVH SAS in France. This company had been previously assessed via the Abuse IP Database as not posing a risk to our website. However, there has been increased activity recently from three of its sites in France, with reports such as “Aggressive crawler without user agent” (considered bad), “Bad Web Bot”, “dDOS attack”, “Web App Attack”, etc. Although no harm appears to have been done to our website, this increasing negative trend is a little worrying, so I shall follow up with our hosting company, Newtek, to see if there is a way to block these IP addresses. There was no significant activity from any other malicious IP addresses.

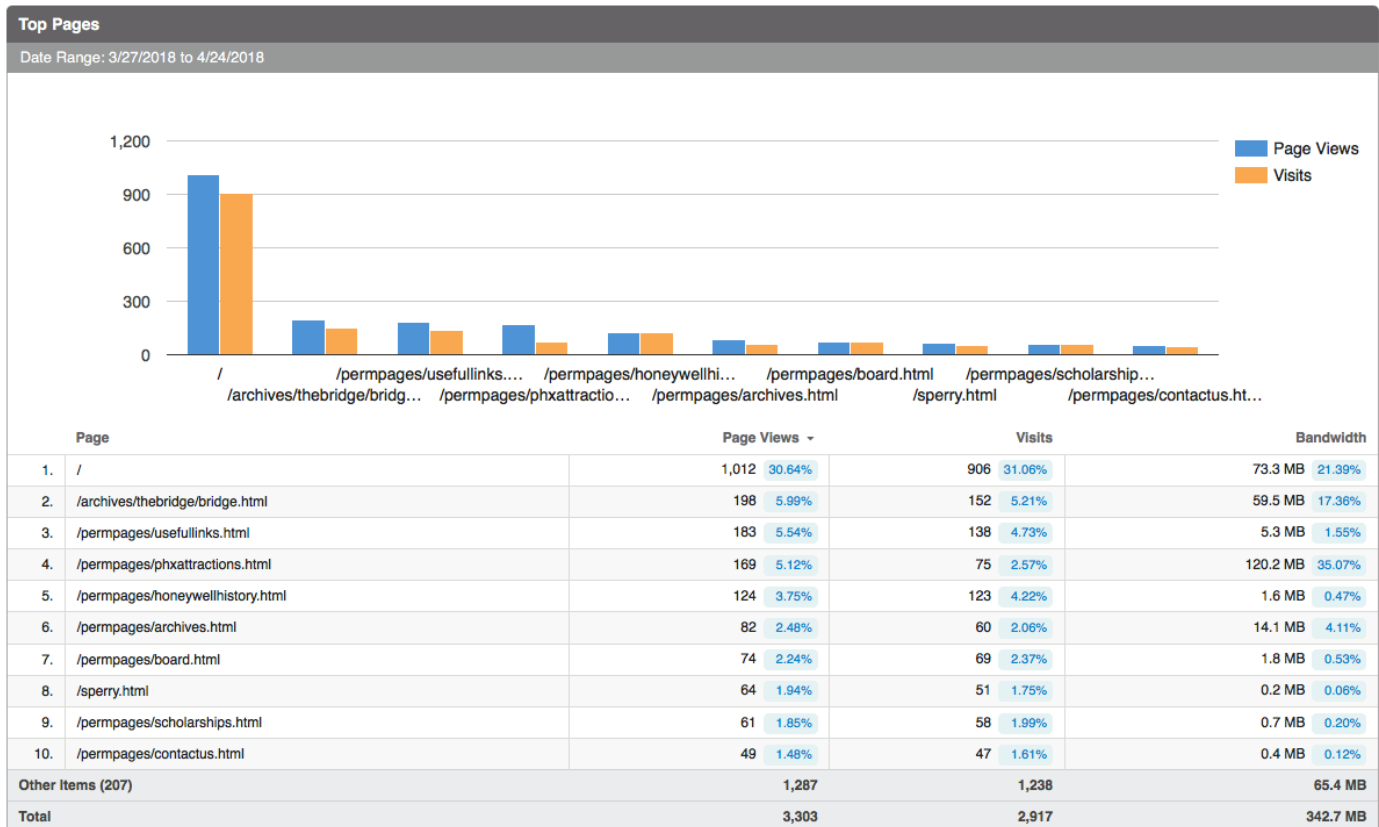
Site visitors report for March 27, 2018 to April 24, 2018:



Visitor traffic decreased noticeably this reporting period; down to 93 visitors per day from the 134 last period. Decreased access from the UK might be the explanation, so it will be interesting to see the traffic level in the next report.

HRSC Webmaster's Report for March 27, 2018 to April 24, 2018

The most visited pages for March 27, 2018 to April 24, 2018:



The Online Bridge was again the most popular page this period, (after the home page), followed Useful Links, Phoenix Attractions, and Honeywell History.

Other notable items:

- 45% of page views were from the USA, and they accounted for 77% of bandwidth usage. France had 12% of page views, and 0.76% of bandwidth. The UK had 8.6% of page views, but only 1.7% of bandwidth.
- Within the USA, Arizona accounted for 28% of page views and 36% of bandwidth; similar to the previous five reporting periods. Valley of the Sun cities accounted for 22% of page views and 27% of bandwidth.