

HRSC Webmaster's Report September 24 to November 27, 2018

SUMMARY

No major activity or problems.

WEBMASTER ACTIVITY

Updates and Changes to Website Pages since last Report

- Made topical updates to pink splash section of the Home Page.
- Made routine additions to the Archives page for online Bridges, board minutes, treasurer's reports and webmaster's reports.
- Made updates to past and upcoming event information.

Email, Hotline and Website Administration

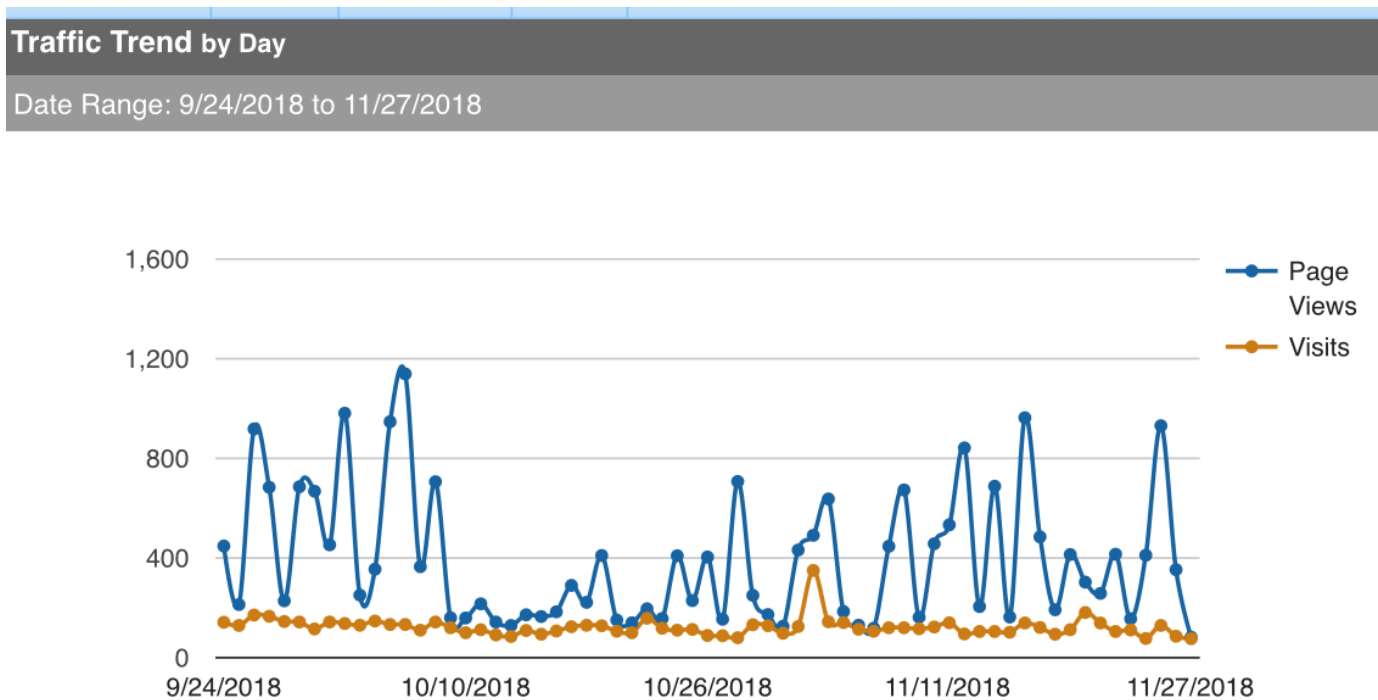
- Made routine mailing list updates and eBridge distribution for October and November mass email transmissions for RTVOS, Ping tour, hospice talk, and the charity lunch.
- Handled routine Hotline emails about address changes, requests for links to be added to our website, etc.
- Performed a routine check of the entire website for dead links.
- Got Newtek to restore the missing raw data used for the statistical charts used in this report.
- Resolved various incorrect Newtek charges resulting from the move to the Windows 2012 Small environment.

HRSC Webmaster's Report September 24 to November 27, 2018

WEBSITE STATISTICS

Following correction by Newtek of the website statistics raw data, the charts below appear to be correct—they are certainly reasonable.

Site traffic report for September 24 to November 27, 2018:

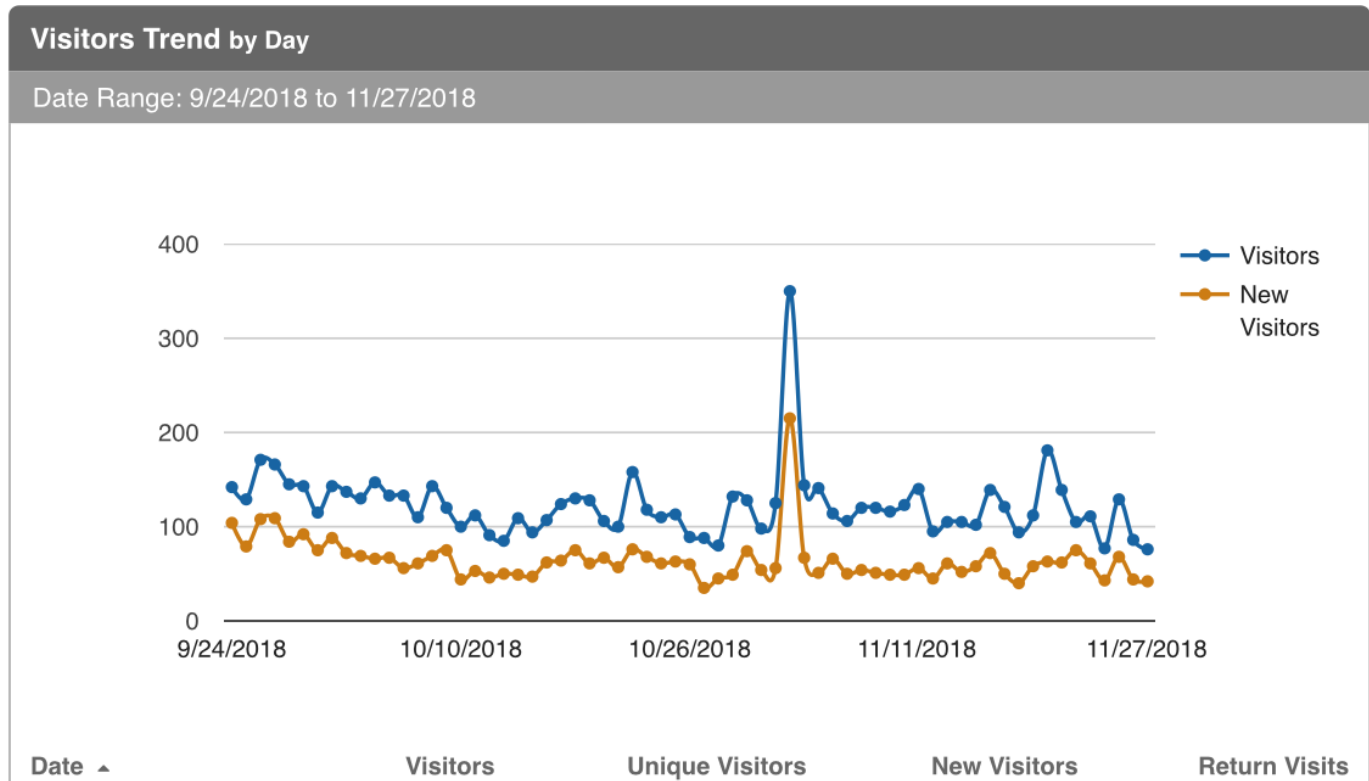


None of the peaks shown were for IP addresses with a significant risk of damage to our website; the highest confidence factor of abuse from the Abuse IP database was only 8%.

However, review of high access levels by IP address over the whole two-month period identified one bad address: 156.236.71.48. This was for Yisu Cloud in Los Angeles; there have been reports of abuse from eight different sources in November, and the abuse confidence level is 45%. This IP address will therefore now be blocked.

HRSC Webmaster's Report September 24 to November 27, 2018

Site visitors report for September 24 to November 27, 2018:



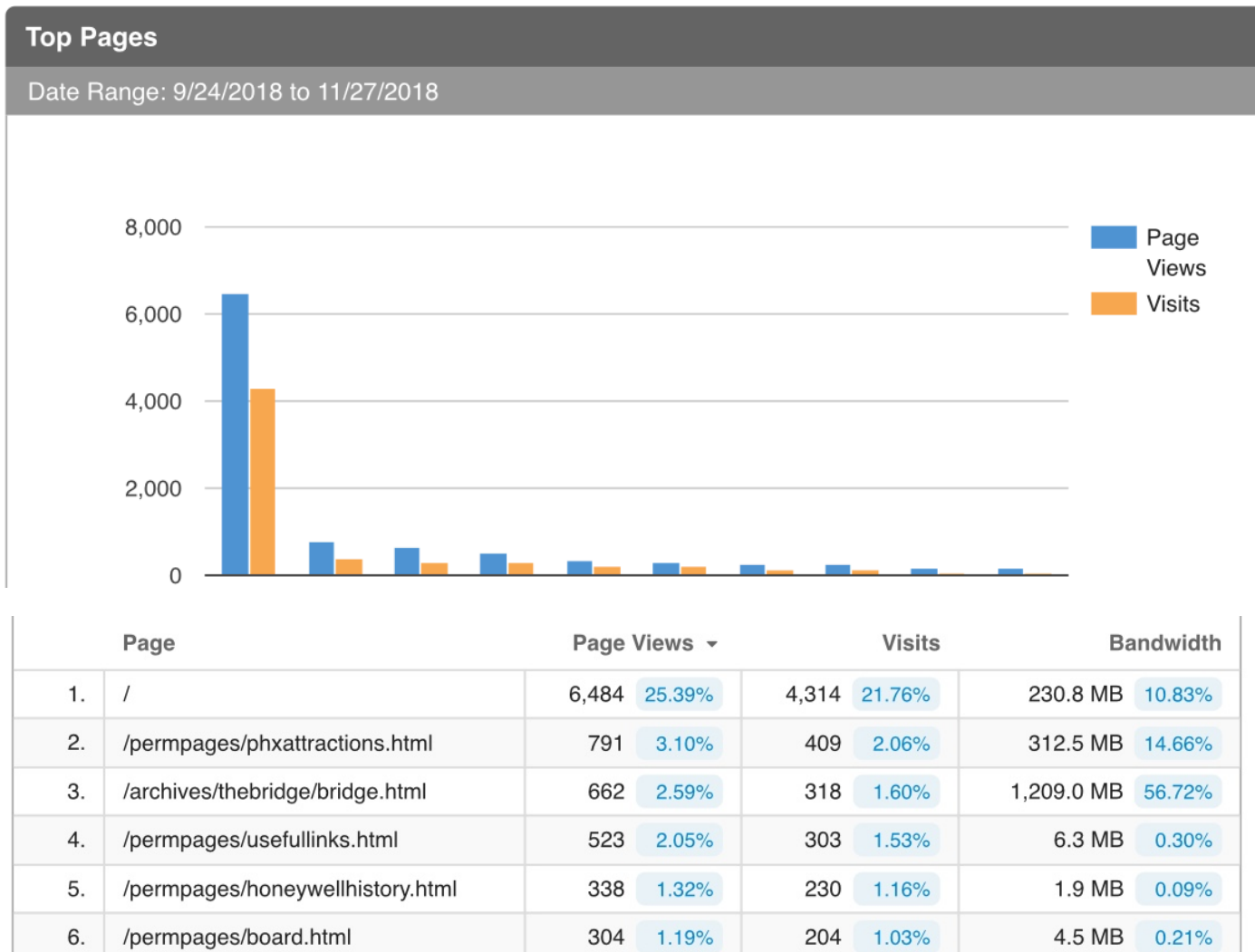
The big peak was from IP address 104.232.103.134; Data center/Web hosting/Transit.

There is no indication of any problems originating from this IP address, so the peak was presumably due to one of this organization's users.

HRSC Webmaster's Report September 24 to November 27, 2018

The most visited pages for September 24 to November 27, 2018:

Apart from the home page, none of the other pages stood out. The top three were Phoenix Attractions, The Bridge and Useful Links.



Other notable items:

- The USA had 26% of page views and 89% of bandwidth. China had 13% of page views but only 0.2% of bandwidth.
- Within the USA, Arizona accounted for 32% of page views and 69% of bandwidth. Next was Texas with 12% of page views and 7% of bandwidth.
- Phoenix, Scottsdale and Tempe were in the top ten US cities and accounted for 29% of all page views.