

HRSC Webmaster's Report February 25, 2019 to March 26, 2019

SUMMARY

- **Member Survey.** Board members submitted their analyses to Mary Barkl. Little webmaster involvement was required.
- **Site Map.** Some members appear to be using this! One even sent in several suggestions to add to the list of performing arts venues in Phoenix Attractions, which have been implemented.
- **Membership Application Form.** Suggested improvements sent to member database secretary and treasurer.

WEBMASTER ACTIVITY

(1) Site Map

- Website statistics indicated that several members visited the Site Map page. Others would have read the PDF version attached to the cover email for the eBridge, but these were not counted.

(2) Updates and Changes to Website Pages since last Report

- Made topical updates to pink splash section of the Home Page, especially for solicitation of volunteers for the Scholarship Board.
- Made routine additions to the Archives page for online Bridges, board minutes, treasurer's reports and webmaster's reports.
- Made updates to past and upcoming event information—it is good to see that as of March 25, we still have we have six events before the summer break!

(3) Email, Hotline and Website Administration

- Made routine mailing list updates and member distribution for eBridge free trial (one member using free trial at present) and eBridge for March.
- Handled routine Hotline emails about address changes, requests for links to be added to our website, requests to be added to the email distribution list sent to all members, etc.
- Performed a routine check of the entire website for dead links and made several corrections.

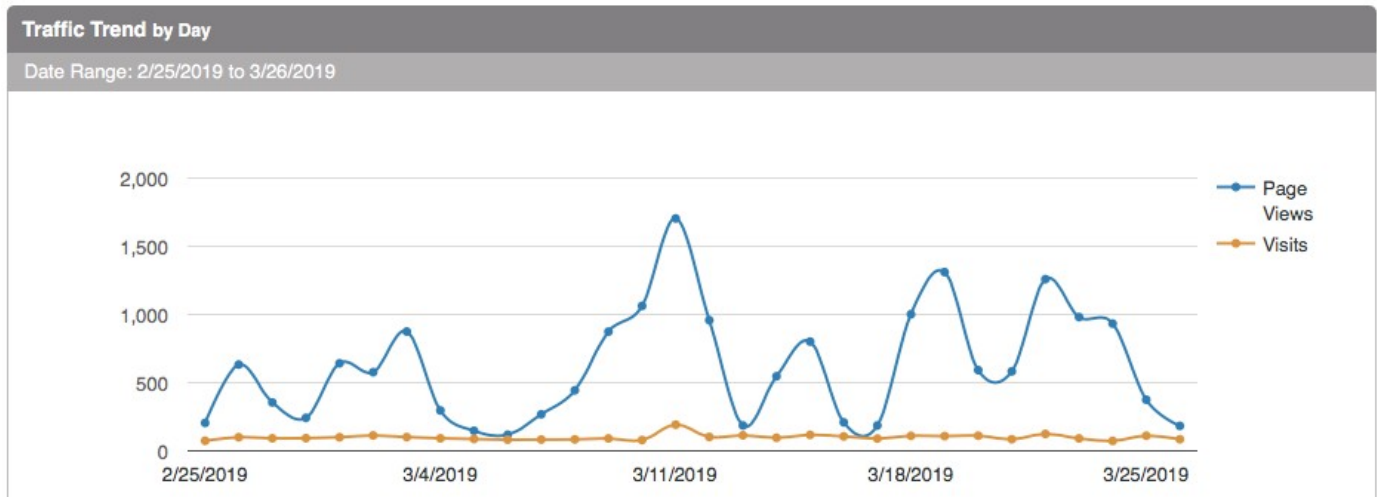
(4) Membership Application Form

- Following some email discussion on suggested improvements, (such as discouraging use of paper Bridge, and only allowing PDF or paper—not both), I sent my suggested version to the member database secretary (Ted Rees) and treasurer (Doug Metzger) and posted it on the website. I think one of them owns the form content—probably the membership database secretary.

HRSC Webmaster's Report February 25, 2019 to March 26, 2019

WEBSITE STATISTICS

Site traffic report for February 25, 2019 to March 26, 2019



None of the peaks on 3/11, 3/19 and 3/22 were due to sites with an Abuse IP Database abuse rating of 50% or more, so no blocking action was taken.

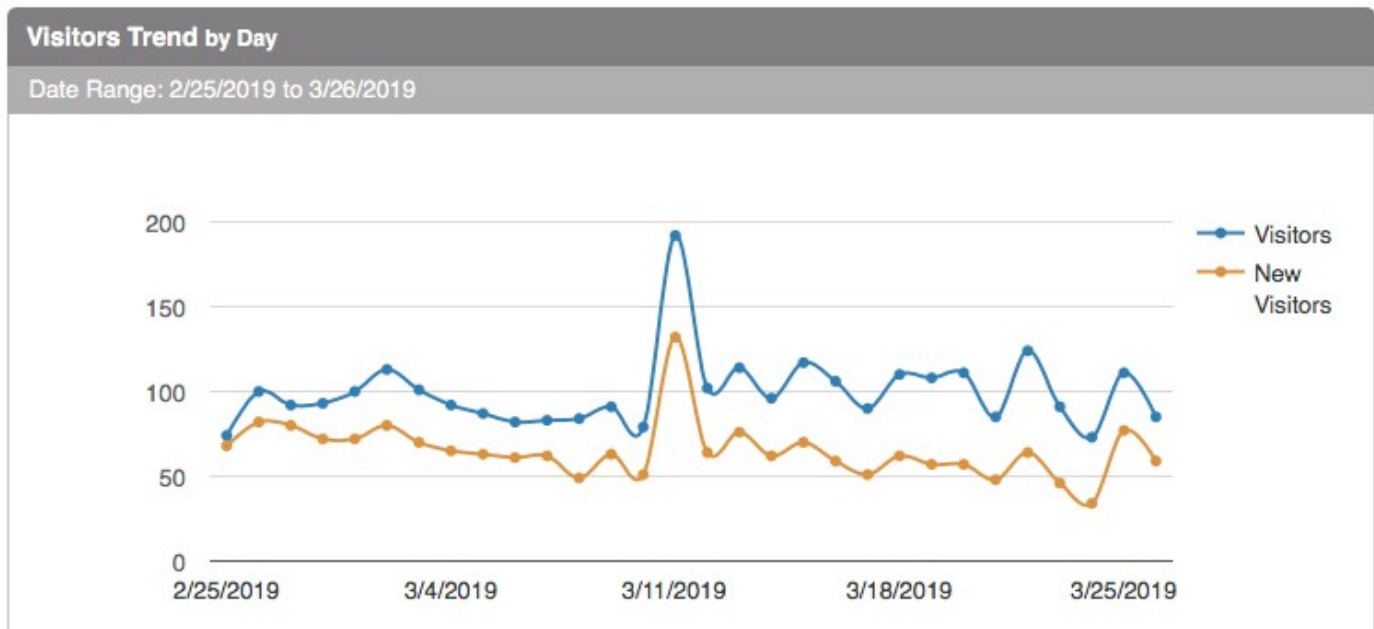
03/11/2019 – The biggest component of this peak was access by IANA.org, a legitimate site performing coordination of unique identifiers of the entire Internet. It has no abuse rating. The other components of this peak were access by kt.com, in the Republic of Korea and Newworldtel.com, in Hong Kong—they have abuse ratings of 35% and 38% respectively.

03/19/2019 – The biggest component of this peak was IANA.org, as above. The second components was access by sunya.com.hk in Hong Kong. It has an abuse rating of 39%. The third was gigabitbank.com in Hong Kong; it has no abuse rating.

03/22/2019 – The biggest component of this peak was IANA.org, as above. The second was hebtv.com—(Hebei Broadcast & TV Network) in Hebei, Tianjin, China. It has no abuse rating. The third was vodafone in Turkey—it has no abuse rating.

HRSC Webmaster's Report February 25, 2019 to March 26, 2019

Site visitors report for February 25, 2019 to March 26, 2019



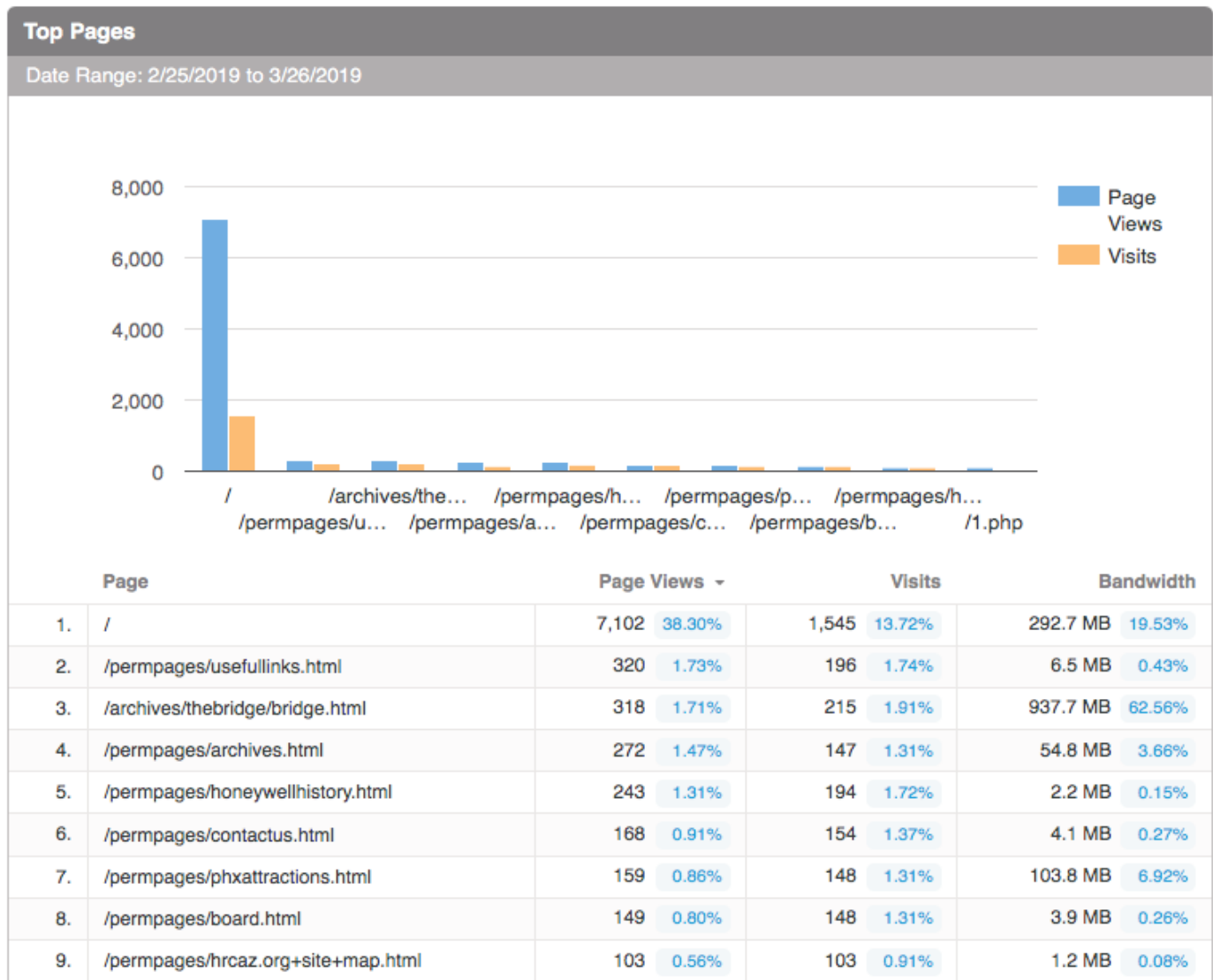
The big peak on 3/11/2019 was the same as for site traffic above, so the description is the same viz.:

03/11/2019 – The biggest component of this peak was access by IANA.org, a legitimate site performing coordination of unique identifiers of the entire Internet. It has no abuse rating. The other components of this peak were access by kt.com in the Republic of Korea and Newworldtel.com in Hong Kong—they have abuse ratings of 35% and 38% respectively.

HRSC Webmaster's Report February 25, 2019 to March 26, 2019

The most visited pages for February 25, 2019 to March 26, 2019

No pages stood out particularly, but we did see 103 views of the new site map, and 320 views of the Useful Links page, many of these probably due to members having read about it in the site map.



Other notable items

- The USA had 21% of page views and 85% of bandwidth. Hong Kong had 4.9% of page views and negligible bandwidth. See notes in visitors and page view graphs above for more information on Hong Kong access.
- Within the USA, Michigan accounted for 27% of page views and 9% of bandwidth. Next were Arizona with 18% of page views and 57% of bandwidth and Texas with 18% of page views and 5% of bandwidth.
- Phoenix and Scottsdale, (but not Tempe), were in the top ten US cities and accounted for 10% of all page views and 36% of bandwidth among US cities.
- Review of high access levels by IP address over the period identified no major access by IP ad-

HRSC Webmaster's Report February 25, 2019 to March 26, 2019

addresses with an Abuse IP Database rating of 50% or more, so no new blocking was instituted.