

HRSC Webmaster's Report January 29, 2019 to February 25, 2020

SUMMARY

- Mostly routine activity.
- Still investigating the Wings newsletter attachment problem. Use of the email distribution list address board@hrcaz.org in another email distribution list (“nested”) does not appear to be the root problem.
- Website statistics showed no heavy access from any IP addresses with an Abuse IP Database abuse confidence greater than 4%, (good!), and, for the first time, none of the heavy-accessing IP addresses were outside the USA.

WEBMASTER ACTIVITY

(1) Email, Hotline and Website Administration

- Handled routine Hotline emails and phone calls about address changes, requests for help on the HRSC membership renewal process, follow-up on mailed dues checks, requests to be added to the email distribution list sent to all members, requests for links to be added to our website, etc.
- Distributed the February PDF Bridge. Split the “Associates and VIPs” email distribution list into two so that a version of the Bridge excluding the list of member email addresses could be sent to VIP recipients. Resolved a problem with the 2023 expiry distribution list—thanks to Mary Barkl for reporting it.
- Performed a routine check of the entire website for dead links and made several corrections.
- Continued running tests for the Wings newsletter attachment problem—transmission of several different types of attachment from Joyce Colella to the board@hrcaz.org email list. Some of these got through, but with apparent problems. There appears to be something problematic with Joyce’s email address of jc8246@yahoo.com. Therefore am running test sent from Joyce’s aeroactiviti-esclub@yahoo.com address to see if this is a Yahoo mail issue or something peculiar to Joyce’s email account.
- NOTE: As a reminder; the original problem was thought to be use of board@hrcaz.org as an entry in the emailing list Joyce used to send out the Bridge—nested emailing lists. Since there appear to be problems when Joyce sends it directly not using an email distribution list, and since exhaustive tests of nested emailing lists generated no problems, the nested use of board@hrcaz.org does not appear to be the root problem.

HRSC Webmaster's Report January 29, 2019 to February 25, 2020

(2) Website Page Updates

- Kept the past and upcoming events sections up to date.
- Kept the home page pink splash up to date with added or removed entries for upcoming events, etc.
- Made minor updates to the [USEFUL LINKS](#) page—mostly updating links.
- Made minor updates to the [HONEYWELL HISTORY](#) page—mostly adding “Multics in Phoenix” to the “[Other histories of Honeywell](#)” section. This is relevant for HIS, LISD, etc., and includes a time-line, names of employees who worked on Multics, and a wealth of other detail.
- Did a few updates for the [SCHOLARSHIPs](#) page
 - Posted revised scholarship application form in PDF and DOC.
 - Posted a “Where are they now?” submission form and put links to it under the Scholarship Program News link. (See screenshot below.)

The application process is open until April 1, 2020.



Scholarship Application Form
(PDF for printing, pen entry and submission by mail, or submission by email after scanning.)



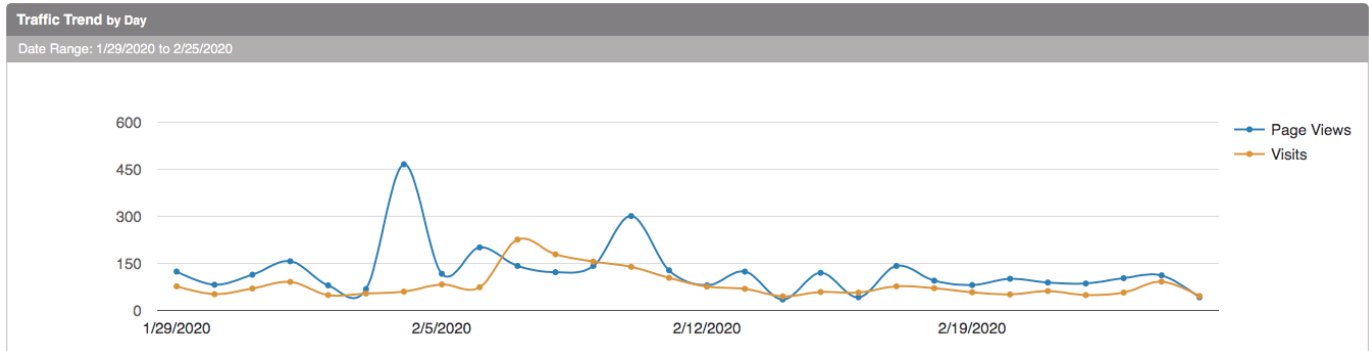
Scholarship Program News

"Where are they now?" submission form.
[DOC](#) [PDF](#)

HRSC Webmaster's Report January 29, 2019 to February 25, 2020

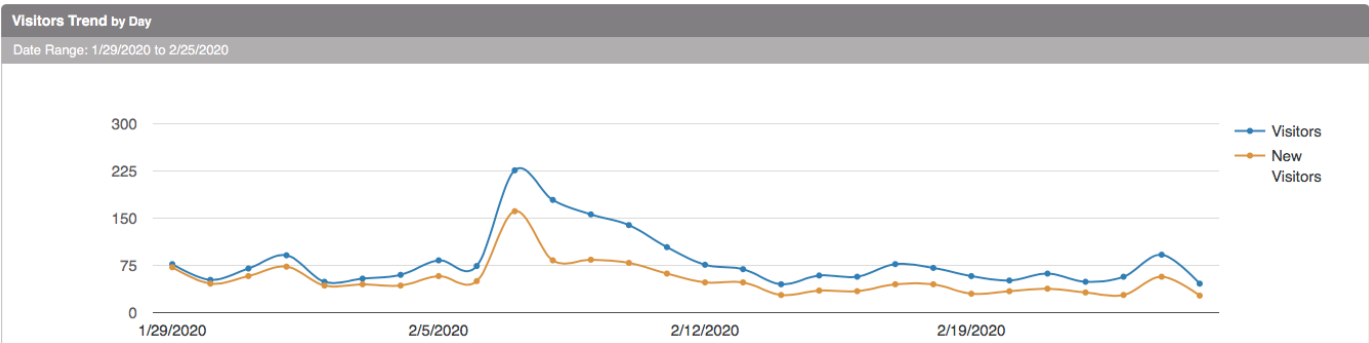
WEBSITE STATISTICS

Site traffic report for January 29, 2019 to February 25, 2020



The Feb 4 peak was from cogentco.com in San Francisco and no abuse has been reported for it at the Abuse IP Database. The Feb 10 peak was from three IP addresses from Google in Mountain View, CA. Two had no abuse reported and one had a 4% abuse confidence.

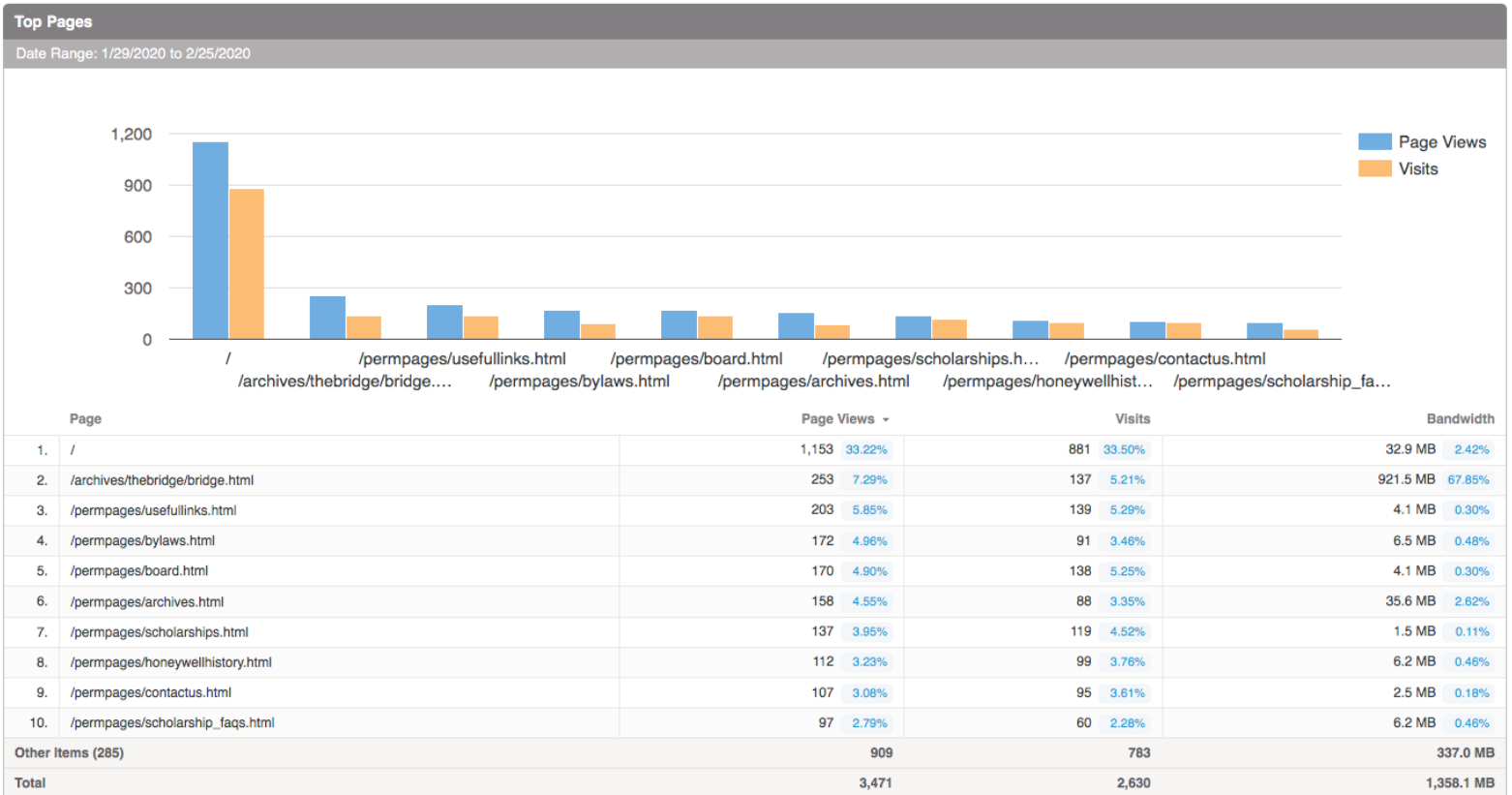
Site visitors report for January 29, 2019 to February 25, 2020



The Feb 7 peak was from several IP addresses. The main three were Google in Mountain View, CA; Cox in Phoenix, AZ; and digitalocean.com in Clifton, NJ. None of these had an abuse confidence greater than 0% reported at the Abuse IP Database.

HRSC Webmaster's Report January 29, 2019 to February 25, 2020

The most visited pages for January 29, 2019 to February 25, 2020



Similar to the last report and earlier reports—the Bridge and Useful Links are the most visited, but not by a wide margin.

Demographics

- The USA had the lion's share of activity this period with 81% of page views and 99% of bandwidth—more than in the previous report. After “N/A,” the top country was Cambodia with a mere 3% of page views and 0.1% of bandwidth.
- (PV: Page Views. BW: BandWidth.) Within the USA, Texas (32%PV, 21%BW), Arizona (22%PV, 61%BW) and Delaware (17%PV, 6%BW) were the top three states.
- Phoenix (22%PV, 60%BW) was the only Valley city in the top ten US cities. The other most prominent cities were Houston (30%PV, 21%BW) and Wilmington (17%PV, 6%BW).