

HRSC Webmaster's Report November 21, 2019 to December 17, 2019

SUMMARY

- After researching the problem as described in my last report, I received no response to my request for further information supporting the problem of a missing attachment reported by Joyce Calella using the board@hrcaz.org mailing list as an entry in the Wings mailing list. I plan no further action until further information is received.
- I received no names of people other than Joyce Calella who failed to receive their eBridge, so I did not investigate further.
- I sent a summary mass email reminder of a few simple things members can do to avoid missing email from emadmin@hrcaz.org.

WEBMASTER ACTIVITY

(1) Email, Hotline and Website Administration

- Handled routine Hotline emails and phone calls about address changes, requests for help on the HRSC membership renewal process, follow-up on mailed dues checks, requests to be added to the email distribution list sent to all members, requests for links to be added to our website, etc.
- Performed a routine check of the entire website for dead links and made several corrections.
- I received no response to my request for further information supporting the problem of missing attachment reported by Joyce Calella using the board@hrcaz.org mailing list as an entry in the Wings mailing list. Mary Barkl and I did experience the problem, so there is no question that it is real. Since my tests indicated that a mailing list as an entry in another mailing list works fine, I concluded there was a problem specific to Joyce's email app, which I cannot help with if no information is provided. I plan no further action until further information is received.
- Joyce Calella also reported that she and others on the Associates and VIPs distribution list did not receive their November eBridge. Since members of this list that I checked with *did* receive their November eBridge, and since I received no names of people other than Joyce who failed to receive their eBridge, I did not investigate further.
- However, I sent a summary mass email reminder to all members with email addresses in the member database of a few simple things they can do to avoid missing email from emadmin@hrcaz.org.

(2) Website Page Updates

- Kept the past and upcoming events sections up to date.
- Kept the home page pink splash up to date with added or removed entries for upcoming events, etc.

(3) HRSC Board approved proposal for HGRC to use pages from our website to improve their website.

- The HRSC Board approved our proposed support to HGRC as they build their own website, namely:
 - (1) No changes will be made to our website.
 - (2) HGRC may add links in their website to some of our website pages; they already do this for our Scholarships and Event Schedule pages.

HRSC Webmaster's Report November 21, 2019 to December 17, 2019

(3) The only work that might be involved for HRSC is:

(a) sending them all relevant files for each web page of interest to them, and

(b) a small amount of consultation explaining the file structure and the HTML code in our web pages. This would be for their webmaster Mike Peterson and the granddaughter of Dolf Strom, their president, who is knowledgeable about web sites.

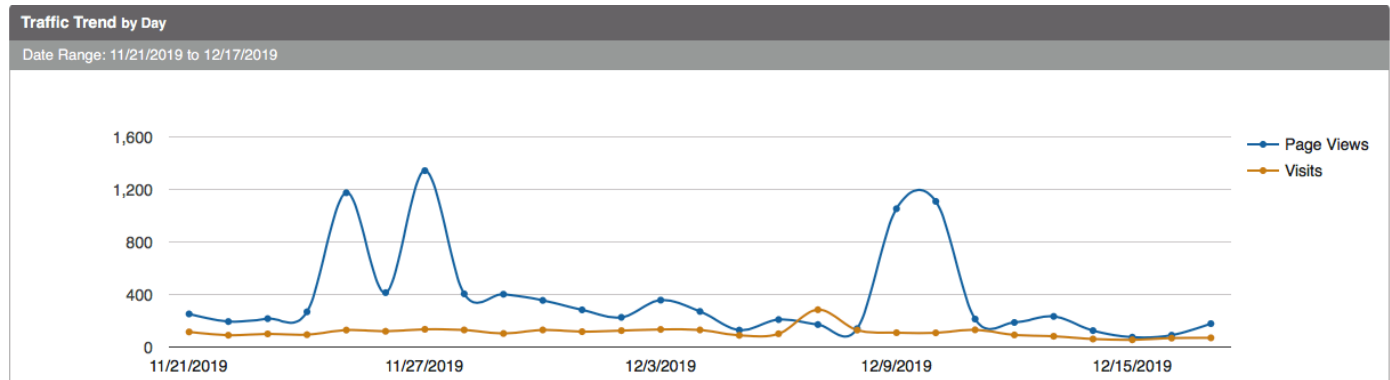
I am happy to do (a) and (b).

(4) This is essentially a one-time activity. If I were to make a major enhancement to one of the copied pages, however, (unlikely), it would be helpful for HGRC to receive the updated files from me.

HRSC Webmaster's Report November 21, 2019 to December 17, 2019

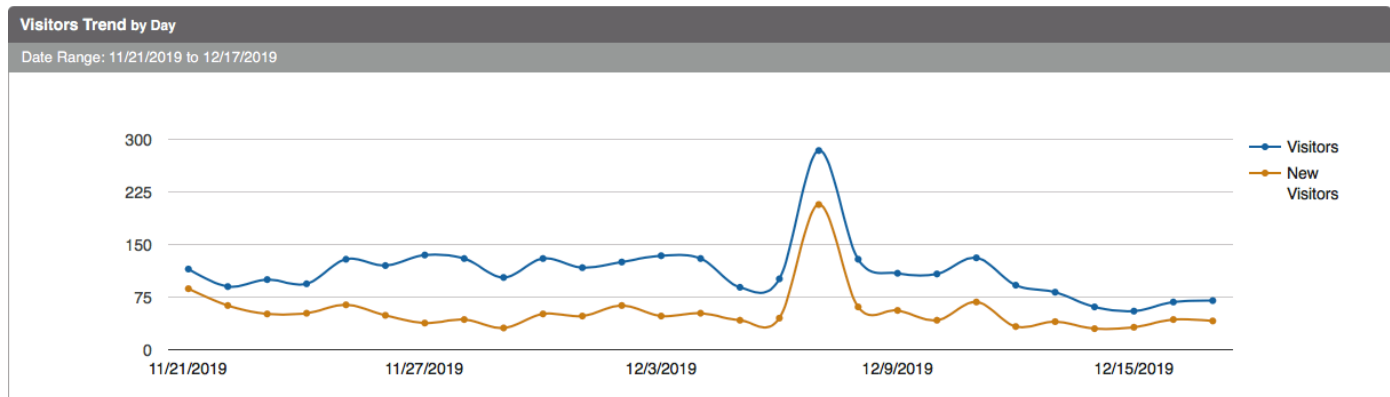
WEBSITE STATISTICS

Site traffic report for November 21, 2019 to December 17, 2019



None of the peaks came from IP addresses with a 50% or greater confidence of abuse in the Abuse IP database, although there were several from Hong Kong with 25% or greater ratings. I have therefore not blocked any further IP address from access to our site.

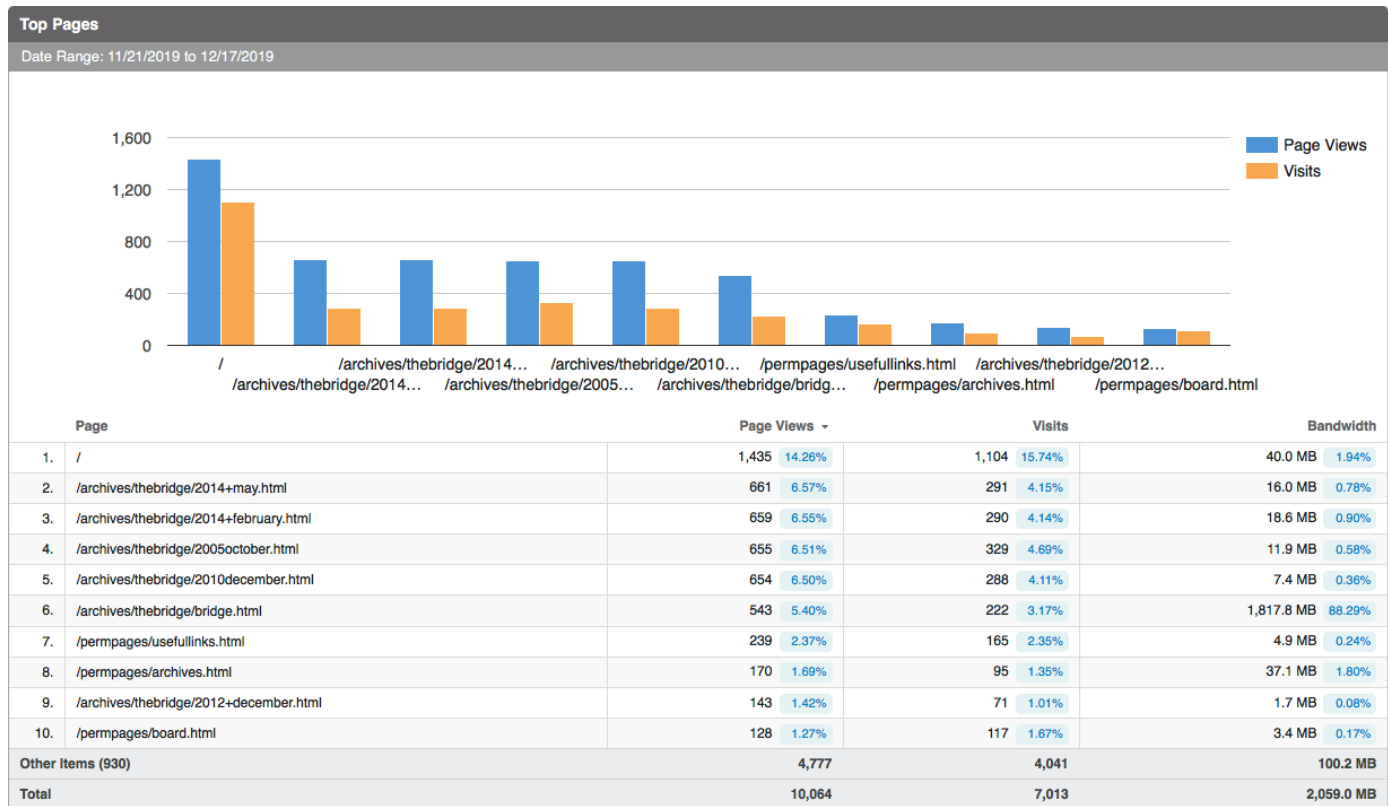
Site visitors report for November 21, 2019 to December 17, 2019



There were three IP addresses with significant activity during the peak on December 7, but none had a 50% or greater confidence of abuse in the Abuse IP database, (the highest was 40% from Panama), so no further IP address blocking is required.

HRSC Webmaster's Report November 21, 2019 to December 17, 2019

The most visited pages for November 21, 2019 to December 17, 2019



This report was rather interesting in a couple of ways.

- (1) There were a lot of visits to old, archived copies of the Online Bridge. (2005, 2010, 2014) A few of these may have been your webmaster, but someone else was looking for old information, which is exactly what the archives are meant to provide.
- (2) There were visits reported to urls such as **hrcaz.org/archives/thebridge/2012+december.html** which do not exist! It is the “+” that is problematic. If the “+” were replaced by a space, then the url would be good. I have so far been unable to understand what is going on here—on the face of it it seems like a random bug in SmarterStats, but I cannot think what would provoke such a bug. I did learn that this product is no longer supported by Smarter Tools though! This is not a high priority, so I am assuming that the “+” was really a space and taking these reported visits as a further indication of interest in older eBridges during this reporting period.

HRSC Webmaster's Report November 21, 2019 to December 17, 2019

Demographics

- India had 31% of page views and 20% of bandwidth, a noticeable increase from the previous period's 13% of page views and 9% of bandwidth. The USA had 19% of page views and 66% of bandwidth, and no other country had more than 10% of page views or 3% of page views.
- Within the USA, Michigan and Texas were the top states, with respectively 30% and 21% of page views, and 20% and 13% of bandwidth. Then Arizona accounted for 13% of page views and 37% of bandwidth. Pennsylvania dropped out completely, having been a top-two site in the previous period.
- Phoenix was the only Valley city in the top ten US cities and accounted for 8% of page views and 21% of bandwidth among US cities. The other cities with significant activity were Ann Arbor, MI with 28% page views and 19% of bandwidth and Houston with 19% of page views and 12% of bandwidth. Blue Bell, PA dropped out of the top ten, which probably explains Pennsylvania dropping out of the top ten states. Unisys (~\$3bn annual revenue) is based in Blue Bell, so these swings may relate to changes in Unisys activity.