

# HRSC Webmaster Report for February 21 to March 28, 2017

## SUMMARY

There were no major website or email issues this report period, but some members complained that they were still shown with 2017 membership expiry several weeks after sending in their renewal checks. See details under WEBMASTER ACTIVITY.

- The policy for new links to non-HRSC pages needs to be documented by the board, covering:
  - A Third-party events with some involvement from one or more HRSC members.
  - B Other third-party events. (The policy could always exclude these.)
  - C Useful Links page entries such as senior discounts and information about other Honeywell-related retiree clubs.
  - D Local Attractions page entries such as parks, theatres, museums, etc.
- The level of approval required by the Webmaster to post new links in each of these categories needs to be defined, with the choices being none, Board President, Board vote.

## WEBMASTER ACTIVITY

### Updates and Changes to Website Pages since last Report

- Added prominent “ABOUT US” and “MEMBERSHIP BENEFITS” buttons near the head of the home page.
- Made topical updates to pink splash section of the Home Page.
- After some members complained that they had sent in renewal checks but were still shown with 2017 membership expiry, modified membership application form to include this wording:  
*“Your membership expiry date will be shown in the cover email or paper wrapper for your Bridge. For renewals, the new date could be shown at the next Bridge distribution or the one after.”*  
The reason for this is that the mail pickup from Rose Garden in readiness for membership database update and Bridge distribution can occur a few days before the member’s check arrives there, so it will not be reflected in the Bridge issued a week or two later.  
This was explained to each member that complained.  
This wording addition was coordinated with Linda Gregerson.
- Cleaned up genealogy links in Useful Links. (Removed duplicates, improved descriptions.)
- Made routine Online Bridge updates, including updates to upcoming events, and reports and/or photographs of past events.
- Made routine additions to the Archives page.

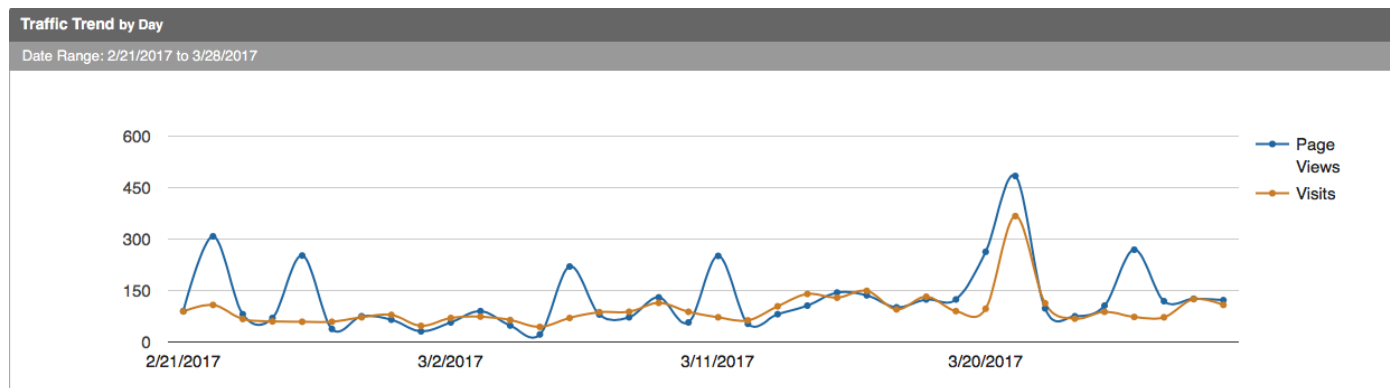
### Email, Hotline and Website Administration

- Made routine eBridge distribution mailing list updates and email transmissions.
- Handled routine Hotline emails about retiree deaths, address changes, etc.
- Performed a routine check of the entire website for dead links and corrected the few non-Archives dead links. There are still quite a few dead links to missing images for online Bridges in the Archives older than November 2014.

# HRSC Webmaster Report for February 21 to March 28, 2017

## WEBSITE STATISTICS

### Site traffic report for February 21 to March 28, 2017:



The most noticeable items are the page-view spikes of February 25, March 6, 11, and 25, which were all due to OVH SAS in France, a frequent visitor to our site in the past, and the page and visit spike of March 21, which was due to Bezeq International in Israel.

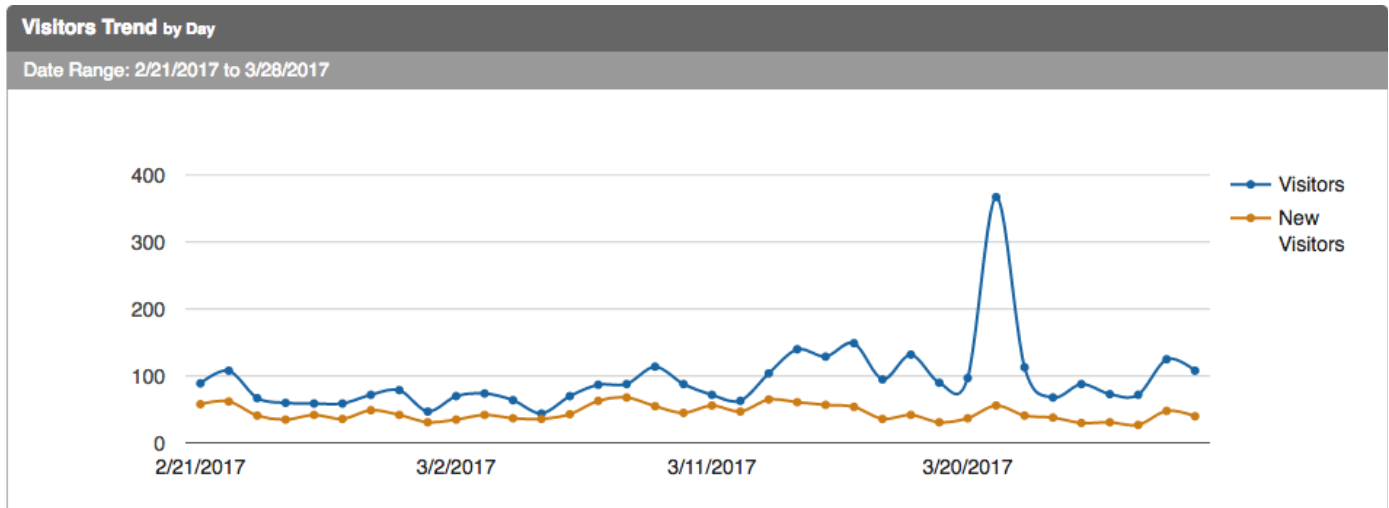
OVH SAS is [a bit controversial](#), hosting WikiLeaks when Amazon refused to do it any more, for example.

The reports noted below are to Symantec's [Abuse IP database](#).

Date	IP Address	Organization	Comments
February 22	23.250.3.10	B2 Net Solutions, dead link checker in Buffalo, NY	Used by your Webmaster.
February 25	37.187.56.81	OVH SAS France	Reported 14 times since March 2015. No reports in last two months, so may no longer be abusive.
March 6	46.105.100.183	OVH SAS Paris, France	Reported 16 times since March 2015. No reports in last month, so may no longer be abusive.
March 11	198.27.80.144	OVH Hosting Montreal, Canada	Reported 17 times since January 2015. No reports in last two months, so may no longer be abusive.
March 21	82.80.249.137	Bezeq International Israel (Israel's leading internet and international telecommunications provider.)	Reported 8 times for several abuse categories since January 2014. Reports of abusive activity within the last week, so may still be abusive.
March 25	176.31.126.56	OVH SAS France	Reported 9 times since October 2015. No reports in last two months, so may no longer be abusive.

# HRSC Webmaster Report for February 21 to March 28, 2017

## Site visitors report for February 21 to March 28, 2017:

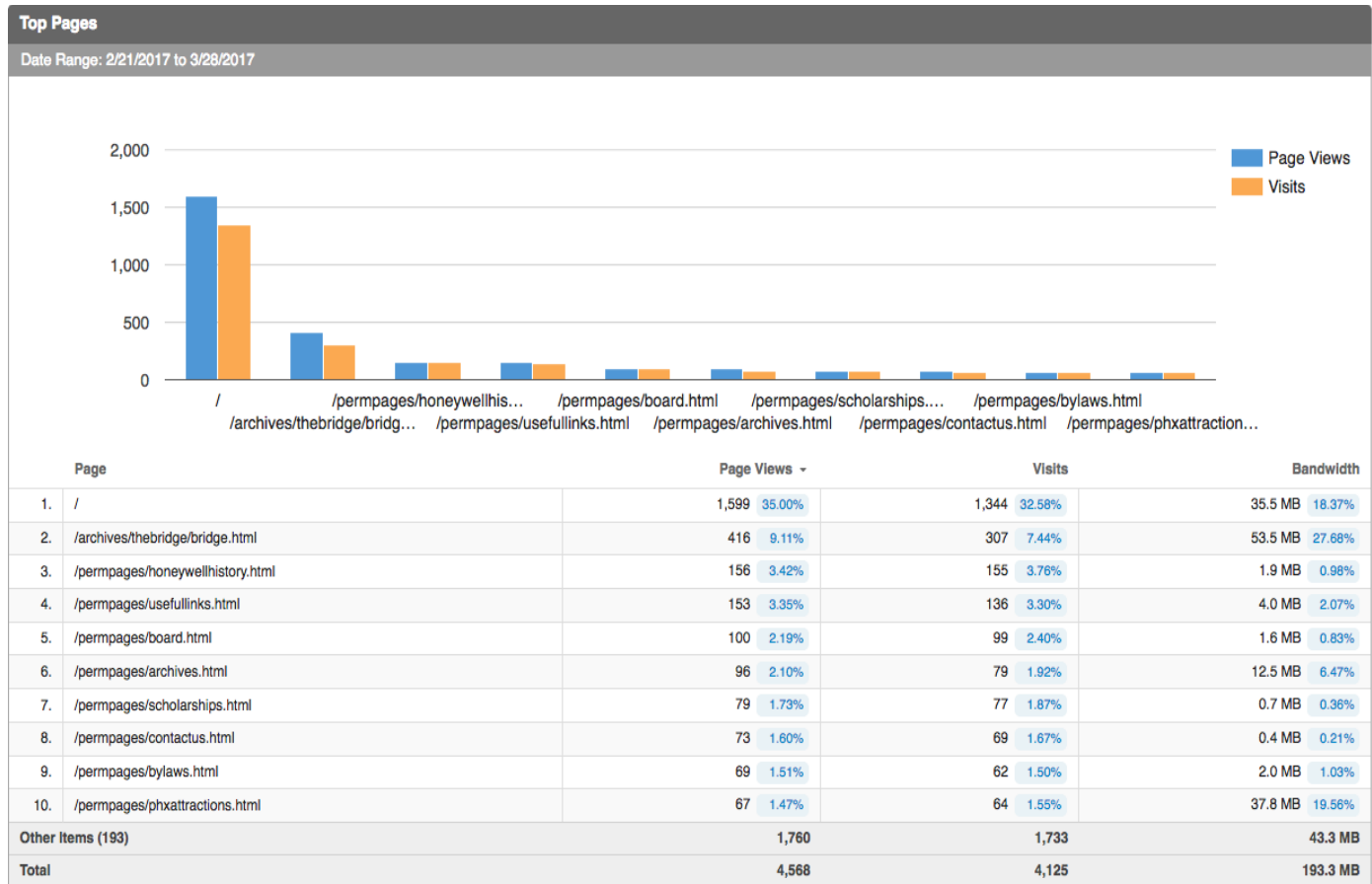


The average number of visitors per day was 95—an increase over the 60 of the last several months. For the main peak on March 21:

Date	IP Address	Organization	Comments
March 21	82.80.249.137	Bezeq International Israel	Most visitors, but only 4.7% of total.

# HRSC Webmaster Report for February 21 to March 28, 2017

## The most visited pages for the same period:



The Online Bridge was the most popular this period—it has been sharing the top two spots (after the home page) with Honeywell History over the last several months.

## Other notable items:

- As for the last report, there was no excessive traffic from foreign countries or cities during this report period, unlike some previous periods. The USA accounted for 95% of bandwidth, followed by Unknown Country at 9.6%, then the UK at 1.4% and Israel at 1.2%. Valley of the Sun cities accounted for 63% of bandwidth use of USA cities, with the next highest being Morristown, NJ at 6.5%.