

HRSC Webmaster's Report for March 29 to April 25, 2017

SUMMARY

- There were no major website or email issues this report period, although some more members reported that they were still shown with 2017 membership expiry several weeks after sending in their renewal checks. This is a result of overly-optimistic expectations of processing speed. See details under WEBMASTER ACTIVITY for action taken to set more realistic expectations.
- The policy for new links to non-HRSC pages, including approval levels, has been agreed by the board and documented in the board meeting minutes.
- In response to a board meeting action, a mock-up of web pages for Policies and Procedures separate from the Minutes page was created for board review. Also included was a related page for board reference information.

WEBMASTER ACTIVITY

Updates and Changes to Website Pages since last Report

- Made topical updates to pink splash section of the Home Page—eventually just the dues reminder.
- Based on further insights from Doug Metzger on processing of dues checks, following several member reports of their checks not resulting in renewal as soon as they expected, the explanatory wording on the membership application/renewal form, (just below the mailing address), was changed to:

If your check is received by mid-month, then your membership expiry date will generally be shown in the cover email or paper wrapper for the next month's Bridge. If it is received after mid-month, this will be reflected in the Bridge distribution for the month after that. Similarly for receipt of your first Bridge as a new member. Contact the [hotline](#) if this does not occur.

- Made routine Online Bridge updates, including updates to upcoming events, and reports and/or photographs of past events.
- Modified wording for Honeywell outsourcing of paper Bridge distribution, based on suggestion from Gwen Scheetz.
- Made routine additions to the Archives page.

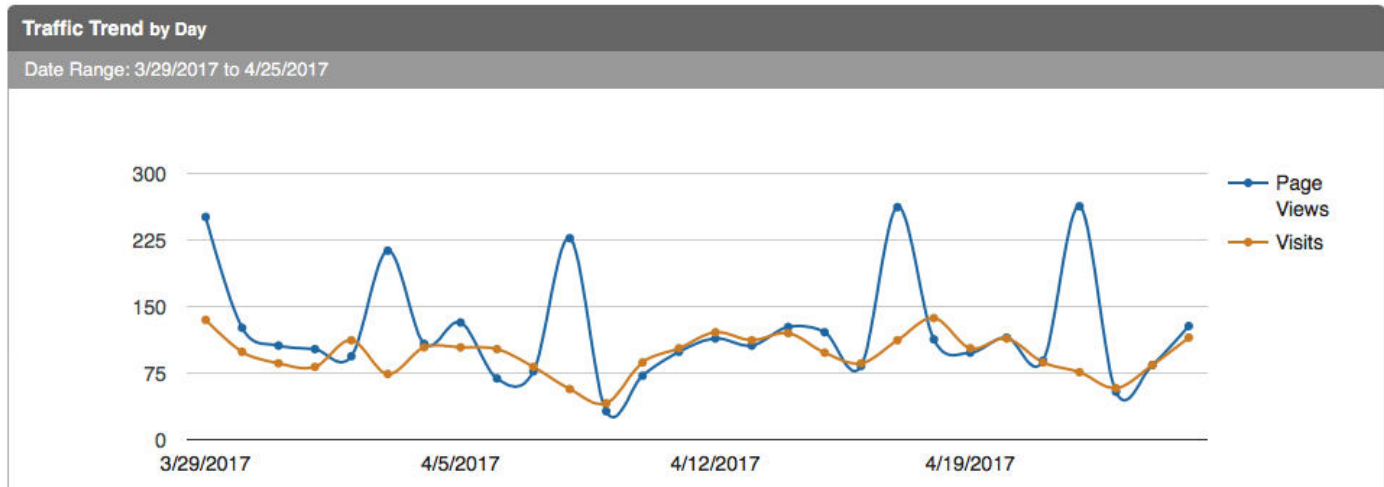
Email, Hotline and Website Administration

- Made routine eBridge distribution mailing list updates and email transmissions.
- Handled routine Hotline emails about retiree deaths, address changes, requests for links to be added to our website, etc.
- Performed a routine check of the entire website for dead links. There are still quite a few dead links in older Archives items, especially for missing images for online Bridges in the Archives older than November 2014.

HRSC Webmaster's Report for March 29 to April 25, 2017

WEBSITE STATISTICS

Site traffic report for March 29 to April 25, 2017:



The page-view spikes of March 29, April 3, 8, 17 and 22 were, with one exception, due to OVH SAS in France or Quebec, a frequent visitor to our site in the past. The page and visit spike of March 29, however, came from Petersburg Internet Network in Russia, which has “a less-than-stellar reputation for online badness” and is associated with the Carbanak Gang which has been blamed for stealing more than a billion dollars from banks. (Read details [here](#) if you are interested.) I doubt they will have any interest in our accounts!

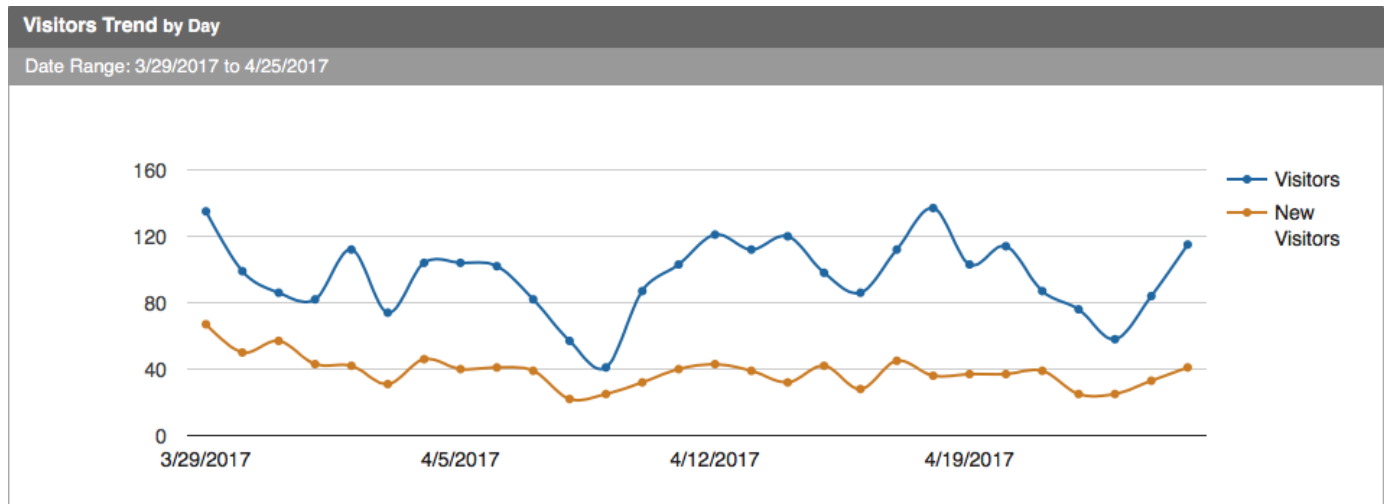
OVH SAS is [a bit controversial](#), hosting WikiLeaks when Amazon refused to do it any more, for example.

The reports noted below are to Symantec's [Abuse IP database](#).

Date	IP Address	Organization	Comments
March 29	5.188.211.14/19	Petersburg Internet Network St. Petersburg, Russia	Reported 10 times (5 for each IP address) since February 2017.
April 3	37.187.56.76	OVH SAS France	Reported 10 times since May 2015. The most recent report was 2 weeks ago.
April 8	37.187.56.81	OVH SAS France	Reported 14 times since March 2015. No reports in last three months, so may no longer be abusive.
April 17	142.4.215.116	OVH Hosting Montreal, Quebec, Canada	Reported 12 times since April 2015. Last report 3 weeks ago.
April 22	176.31.126.56	OVH SAS France	Reported 9 times since October 2015. No reports in last 3 months, so may no longer be abusive.

HRSC Webmaster's Report for March 29 to April 25, 2017

Site visitors report for March 29 to April 25, 2017:

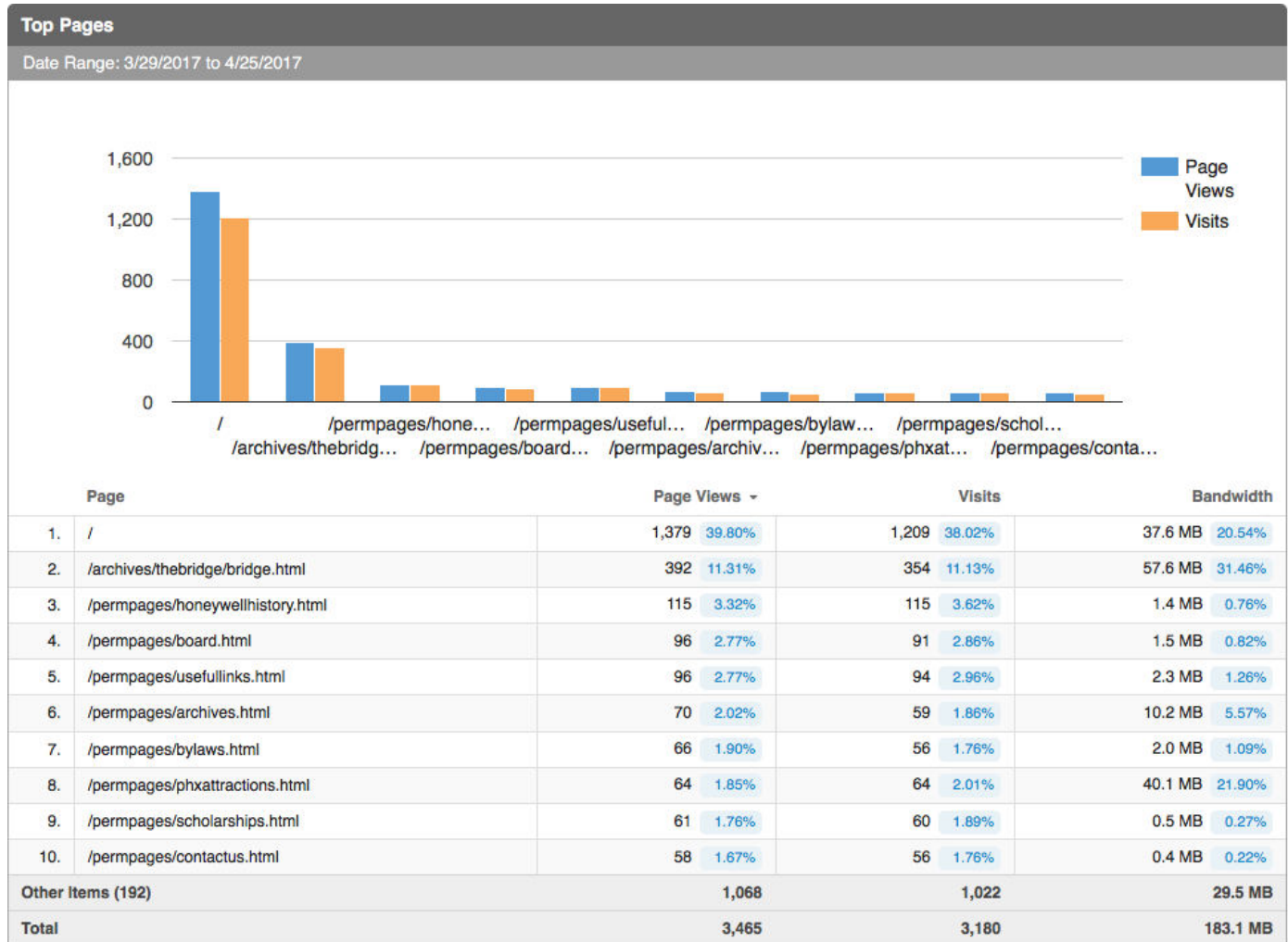


The average number of visitors per day was 96—almost the same as the 95 of the previous reporting period, but an increase over the 60 of the previous several months. Cloud and virtualization hosting service Linode LLC of the UK was most associated the main peaks of March 29 and April 18; it is not clear what interest they would have in our website. Maybe one of their algorithms was trying to assess if we might be a candidate for cloud services...

Date	IP Address	Organization	Comments
March 29	178.79.176.192	Linode LLC (Cloud hosting) UK	18 out of 135 visits that day; not much grater than next few organizations.
April 18	178.79.176.192	Linode LLC (Cloud hosting) UK	109 out of 135 visits that day

HRSC Webmaster's Report for March 29 to April 25, 2017

The most visited pages for the same period:



The Online Bridge was again the most popular this period—it has been sharing the top two spots (after the home page) with Honeywell History over the last several months.

Other notable items:

- As for the last two reports, there was no excessive traffic from foreign countries or cities during this report period, unlike some earlier periods. The USA accounted for 89% of bandwidth, followed by “Other” at 4%, then the UK at 1.4%, “N/A” at 1.1%, Canada at 1.0%, the Russian Federation at 0.94% and China at 0.83%. Valley of the Sun cities accounted for 58% of bandwidth use of USA cities, with the next highest being Wilmington, DE at 0.89%.